

T30

user manual

BLUEBIRD
version 1.0

This user manual is protected by copyright.

Copyright © 2024 Bluebird Inc. All rights reserved.

Bluebird Inc. is the designer and manufacturer of Bluebird handheld mobiles.

This manual and the programs in this device are protected under international copyright laws, and may not be copied, distributed, translated, or removed by any means.

Registered Trademark



BLUEBIRD is an emerging global brand, striving to lead the market in performance and mobility. Their products represent reliability, innovation, and innovative technology. Bluebird is a registered trademark from the global brand of Bluebird Inc. and is copyright protected.

- Bluebird and stylized Bluebird Logo are registered trademarks and symbols of Bluebird Inc.
- Qualcomm® IZat™ is a registered trademark of Qualcomm Atheros, Inc. trademark of Qualcomm Atheros, Inc.
- Adobe® is a registered trademark of Adobe Systems Inc.
- All other trademarks and copyrights are the property of their respective owners.

User's Guidance

Device type	User's guidance
Class B Device (Household Information & Communication)	This device has qualified the electromagnetic wave suitable registration and can be used as a household device at a residential area as well as any other areas.
Type Registration	This wireless device may cause propagation interference, and so, it cannot be used for life-saving services.

E-Label

Users are able to access the 'E-Label information' in no more than three steps in a device's menu. The actual steps are : Settings > System > Regulatory labels



Symbols

This manual uses the following symbols to indicate hazards and additional information.

Symbol	Name	Description
	Warning	Indicates situations that could cause injury to yourself or others.
	Caution	Indicates situations that could cause damage to your device or other equipment.
	Note	Indicates additional information that can help you get the most out of the device.



Please read this safety precaution information carefully. Failure to follow the information provided may result in fire, electric shock, or other property damage or bodily injuries.

Device



- Do not press the Power button on the device if the device is wet or do not touch adapter or power cord with wet hands. There is risk of electric shock.
- Do not use your device in an explosive danger zone.
- If your device becomes wet, do not put your device in heaters, microwaves, etc. to dry it. There is a risk of explosion or malfunction.



- Do not scratch the device's touchscreen. Use only your fingers or a compatible pen. Never use an actual pen, or any other sharp object on the touchscreen.
- Although this device is very sturdy, do not drop, hit, bend, or sit on it on purpose. It can be broken.
- Do not modify, take apart, or repair the device. Contact to your customer service center. Failure to do so will void your warranty.
- Do not attempt to modify your hardware or software. It may cause device malfunction and void your warranty.
- You may not be able to use this wireless device in basements, open fields, skyscrapers, or other places where the signal is weak.
- Backup the data and information from your device. Your data, such as ringtones, texts, and voice messages, may be erased during repairs or upgrades.
- Do not paint your device. It can damage your screen or your device's exterior.
- Avoid using or storing this device at extreme temperatures. This device is designed to work at temperatures between 0°C and 60°C (14°F and 140°F), and humidity level between 5% and 95%.



Environment



- Do not use the device while driving or operating heavy machinery. Doing so may result in death or serious injury.
- Do not use the device in locations with combustible goods. Doing so may result in an explosion.



- Do not use the device in dusty or hot locations. Doing so may damage the device.
- Do not expose your device to direct sunlight such as on the dashboard of a car for extended periods of time.
- Do not use the device in humid locations. Doing so may damage the device and void the warranty.
- Do not keep the device close to air conditioner vents. Corrosion within the device may occur due to condensation from changes in temperature.
- Do not allow children to play with the device.

Battery and Charging



- Improper battery use may cause fire, explosion, or other hazard.
- If the battery is removed due to impact, heat, submersion, or other damage, there is a risk of explosion. Keep away from children and animals.
- Do not allow the battery's contacts to touch things like necklaces, coins, or electric conductors. Do not give any impact with sharp objects. There is a risk of explosion.



- Use only the approved battery and charger. Using an incompatible battery or charger may cause device malfunction or other damage, such as fire.
- When you are not using the device for a long period, take out the battery and keep the device and the battery in a dry, cool place. Also, charge the battery at least once a year. If you keep it without charging for a long time, it may cause device malfunction.

Distraction



In some situations, using your device may distract you and cause serious injuries and damages. For example, avoid talking on the phone or texting while driving or riding a bicycle. It is strictly prohibited by law in some jurisdictions. If you cannot avoid using your device while driving, stop your vehicle or use hand-free kit.

Frequency Interference



- This wireless device may cause radio frequency interference, so use Airplane mode or turn off the device when prohibited.
- The device emits an electromagnetic fields. It may interfere with your medical devices.
- Do not place credit cards, phone cards, bankbook, and tickets next to the device. The magnetic field of the device can damage their magnetic strips.

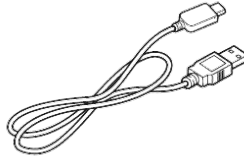


Package Components

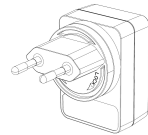
The device includes the following components. If any of these components are missing, please contact the retailer who sold you the device.



T30 tablet



USB-C cable



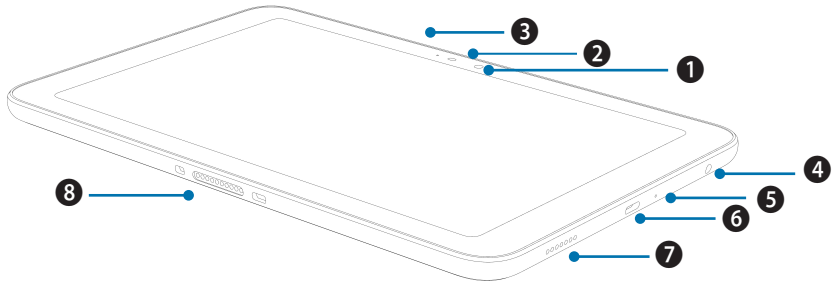
Power adapter



The images in this manual may not reflect the color and shape of the actual device. These illustrations are intended for descriptive purposes only.



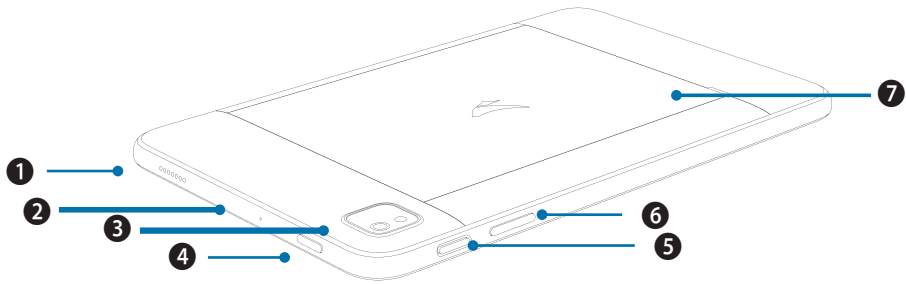
Device Front



No.	Name	Description
1	Front camera	Captures pictures and video (8.0 megapixels).
2	Light sensor	Detects the ambient light to automatically adjust the brightness of the screen and the exposure of the camera.
3	Charging indicator LED	<p>Indicates the status of the battery.</p> <ul style="list-style-type: none"> • The Charging indicator LED turns red when the battery is charging. • The Charging indicator LED turns off when the battery is fully charged. • The Charging indicator LED blinks red at 1 second intervals when the battery has a problem, such as it being too hot or too cold.
4	Audio jack	Connects to the 3.5 mm adapter on headphones or computer speakers.
5	Microphone	Captures sound for video conferencing, voice recording, and speech recognition.
6	USB port	Connects to the power adapter to charge the device. Connects to USB devices, such as memory sticks, keyboards, and external hard drives.
7	Speaker	Emits sound.
8	Interface connector	Provides communication to the device from the dock.



Device Back



No.	Name	Description
1	Speaker	Emits sound.
2	Microphone	Captures sound for video conferencing, voice recording, and speech recognition.
3	Rear camera	Captures photos and video (13 megapixels).
4	Programmable button	Button that is configurable for use with applications.
5	Power button	Turns on the device.
6	Volume button	Turns the volume up or down.
7	Battery area	8000 mAh, inner part of the device.



Bluetooth

You can connect wirelessly to various Bluetooth-compatible devices, such as phones, computers, headsets, and car kits. You can also send your photos to Bluetooth-compatible phones or to your computer.

On the Home screen, tap  >  **Bluetooth**.

Because devices with Bluetooth wireless technology communicate using radio waves, they do not need to have a direct line of sight. However, they must be within 10 meters (33 feet) of each other, although the connection may be subject to interference from obstructions, such as walls or from other electronic devices.




- Paired devices can be connected to your device when Bluetooth turns on.
- Other devices can detect your device only if the Bluetooth settings view is open.



Do not accept the requests from unknown devices and also do not try to pair with an unknown devices. This helps to protect your device from harmful content.

To pair with a Bluetooth device

Pair your device with Bluetooth compatible devices.

1 On the Home screen, tap  >  **Bluetooth**.

2 Turn the Bluetooth **On**.



- Make sure the devices you want to pair with have Bluetooth enabled.
- You may need to start the pairing process from the headset. For details, see your headset user guide.

3 On the Bluetooth device list, tap the device you want to pair with.

4 Type or confirm the PIN, and tap **PAIR**, if required.





- The passcode, which you can create, must be entered on both devices. The PIN in some devices is fixed. For details, see the user guide of the other device.
- A PIN is only used when you connect to something for the first time.

When your device has paired with other devices via Bluetooth, your devices will automatically pair in the future when in range.




To unpair a Bluetooth device

Unpair your device with other device you paired.

- 1 On the Home screen, tap  >  **Bluetooth**.
- 2 Tap device's name to disconnect.
- 3 Tap **FORGET**.

To send content via Bluetooth

Use Bluetooth to wirelessly share your photos or other content with Bluetooth-compatible devices or to your computer. You can use more than one Bluetooth connection at a time. For example, while using a Bluetooth headset, you can still send things to another device.

- 1 Pair your device with another Bluetooth device.
- 2 Tap the content you want to share then tap  > **Bluetooth**.
- 3 On the Bluetooth devices list, tap the device you want to share with.



Physical Characteristics

Dimensions (L x W x D)	256.6 x 165 x 11.4 mm
Weight	690g
Display	10.1 inch, WUXGA (1920x1200)
Battery	Li-Polymer 3.89 V, 8000 mAh
Expansion slot	user accessible micro SDXC card slot (standard supports up to 2TB)
SIM slot	1 Nano SIM; 1 eSIM
Audio	Two microphones with noise cancellation; Dual speakers; 3.5mm audio jack
Camera	Rear : 13MP Autofocus Front : 8MP Fixed Focus
GPS	GPS, GLONASS, BEIDOU, Galileo, QZSS, Dual-Band GNSS (for WWAN only)
Sensor	Gyroscope, Accelerometer, E-compass, Proximity



Do not stare into the LED aimer of the barcode scanner. It may injure your eyes.

RISK GROUP 2
CAUTION Possibly hazardous optical radiation emitted from this product

When the barcode is scanned successfully, you can hear a beep sound and the results will appear on the screen.



Performance Characteristics

Processor	2.4 GHz Octa Core Processor
OS	Android 13 - Support next versions of Android 17 - Upgrading to new supported versions of Android requires the purchase of a Bluebird Care™ Service contract
Memory	6GB/64GB UFS 3.1 Flash; 6GB/128GB UFS 3.1 Flash (Optional)
Interface	Docking Connector 1 x USB Type C (3.1) (OTG)

User Environment Characteristics

Durability	1.6m / 5.24 ft. to drop per MIL STD 810H (with Rugged case)
Operating temperature	-20 °C to 50 °C (-4 °F to 122 °F)
Storage temperature	-40 °C to 70 °C (-40 °F to 158 °F)
Humidity	95% non-condensing

Communication Options

WWAN Radio (optional)	5G FR1 : n1/2/3/5/7/8/12/13/14/20/25/26/28/ 29/38/39/40/41/48/66/71/77/78/79 4G : B1/2/3/4/5/7/8/12/13/14/17/18/19/20/25/ 26/28/34/38/39/40/41/42/43/48/66/71 3G : B1/B2/B4/B5/B8/B19 2G : 900/1800/850/1900
WLAN Radio	802.11 a/b/g/n/ac/d/h/i/r/k/v/w/mc/ax; Wi-Fi™ 6E Certified;
WPAN Radio	Bluetooth v5.2, Class 2



Please ask your sales representative for the specifications not listed above or for the future upgradeable specifications.



The battery does not charge properly.

- Ensure that your device and the charging cable are connected and the charging LED is functioning correctly.
- If the battery does not charge completely, it may be dead or defective. Replace the battery with a new one. (The warranty period for battery replacement is six months.)

The battery life got shorter.

When you use network data or peripheral device such as wireless LAN or Bluetooth that require more power, your device may use more battery than usual. If it happens for an extended period of time, your battery may be dead. Then replace it with a new battery.

I dropped the device in the water.

Turn off the device and take out the battery. Place the device and battery in a dry place. Let them dry completely for a considerable period of time, and then turn the device back on. If it does not turn back on, contact our service center.

My device gets too hot to touch.

It is normal for the device to warm up while it is receiving a poor signal, performing an intense workload, or charging. It should cool down if you stop using the device for a certain amount of time. If the problem continues, contact the manufacturer. It may result in a burst battery or fire.

How do I get the repair service?

You can contact your local sales representative or you can send the device via a delivery service to Bluebird's Korean headquarters. When sending the package, make sure you pay for the shipping fee in advance. When the repair is finished, Bluebird will cover the shipping cost.



FCC Cautions

This equipment has been tested and found to comply with the limits for a Class B digital device, pursuant to Part 15 of the FCC Rules. These limits are designed to provide reasonable protection against harmful interference in a residential installation. This equipment generates, uses and can radiate radio frequency energy and, if not installed and used in accordance with the instructions, may cause harmful interference to radio communications. However, there is no guarantee that interference will not occur in a particular installation. If this equipment does cause harmful interference to radio or television reception, which can be determined by turning the equipment off and on, the user is encouraged to try to correct the interference by one or more of the following measures:

- Reorient or relocate the receiving antenna.
- Increase the separation between the equipment and receiver.
- Connect the equipment into an outlet on a circuit different from that to which the receiver is connected.
- Consult the dealer or an experienced radio/TV technician for help.

Part 15.105 (B)

This equipment has been tested and found to comply with the limits for a Class B digital device, pursuant to part 15 of the FCC Rules. These limits are designed to provide reasonable protection against harmful interference in a residential installation. This equipment generates, uses and can radiate radio frequency energy and, if not installed and used in accordance with the instructions, may cause harmful interference to radio communications. However, there is no guarantee that interference will not occur in a particular installation. If this equipment does cause harmful interference to radio or television reception, which can be determined by turning the equipment off and on, the user is encouraged to try to correct the interference by one or more of the following measures:

- Reorient or relocate the receiving antenna.
- Increase the separation between the equipment and receiver.
- Connect the equipment into an outlet on a circuit different from that to which the receiver is connected.
- Consult the dealer or an experienced radio/TV technician for help.

Modifications not expressly approved by the manufacturer could void the user's authority to operate the equipment under FCC rules.

Part 15.21 Information to user.

Any Changes or modifications not expressly approved by the party responsible for compliance could void the user's authority to operate the equipment.



FCC 15.407 (g) states

Manufacturers of U-NII devices are responsible for ensuring frequency stability such that an emission is maintained within the band of operation under all conditions of normal operation as specified in the users manual.

Since this is an Indoor Only device (required for this band) you do not need to worry about the extreme frequency Stability over wide temperatures, but you can show that the frequency Generation portion of this device (from the schematic) has its own stated stability that would never allow the device to generate emissions or part of the spectrum outside of the authorized band (can be determined by looking at the Occupied BW plots to see how much margin to the band edge is available).

If the devices in the future use the other higher frequency UNII bands, and the devices can be used outdoors, you may need to provide details of stability over a much wider temperature range (depending on the use conditions stated in the manual).

Most compliance for this requirement is stated from the specification of the frequency generation portion of the device and not necessarily through additional testing.

FCC compliance information

This device complies with Part 15 of the FCC's Rules. Operation is subject to the following two Conditions:

- This device may not cause harmful interference, and
- This device must accept any interference received, including interference that may cause undesirable operation.

This device complies with part 15 of the FCC Rules. Operation is subject to the condition that this device does not cause harmful interference.

The antenna must be installed such that 20 cm is maintained between the antenna and users, and the transmitter module may not be co-located with any other transmitter or antenna.

End users cannot modify this transmitter device. Any Unauthorized modification could void the user's authority to operate this device.

EU Caution

Hearing Damage



High sound pressure

Hearing damage risk

Do not listen at high volume levels for long periods.



Manufacturer

Bluebird Inc.

Head Office: Samsung Saengmyung-irwonyeok Building C-3F, 115, Irwon-ro, Gangam-gu, Seoul, Republic of Korea 06355

Factory: (SSang-young IT Twin tower-B 7~8F), 531, Dunchon-daero, Jungwon-gu, Seongnam-si, Gyeonggi-do, Korea, 13216

- Trade name: Bluebird Inc.
- Trade mark:



BLUEBIRD

Customer support

Before asking for after-sales service, please back up the data on the device. We do not back up data from the products sent to the Customer Service Center. Therefore, we assume no responsibility for loss/deletion of data.

Customer Service Center

#1103, Gplus Kolon Digital Tower 11F,
Digital-ro 26-gil 123, Guro-gu, Seoul, Republic of Korea(08390)

- Fax: +82-2-6499-2242
- Email: rma@bluebirdcorp.com
- Hours: 9:30 a.m. - 6:30 p.m. (GMT Time: +9 Hours)



The center is closed on Saturdays, Sundays, and Korean national holidays.

Registering for After-Sales Service

- We receive the products for our after-sales service through mail, delivery services and hand delivery only in principle.
- If you bought the product from a party other than Bluebird or an authorized Bluebird reseller, you need to register the product before using our after-sales service.
- Please enclose an evidence of purchase or the product receipt for our after-sales service.
- Please enclose your name, telephone number, address and details of the problem for a prompt service.
- You can ask for our after-sales service by contacting your authorized Bluebird dealer or the Customer Service Center in the head office.



- Do not intentionally damage the label on the product.
- A damaged label may result in a disadvantage to the customer.
- When you return the product to Bluebird for service, please put the product in a protective box.
- The warranty will not cover any damage which occurs during delivery. We advise you to use the box and protective cover supplied with the product.
- Make sure to deliver the product in a safe way. Bluebird assumes no responsibility for the loss of the product during delivery.

Charged services

- In the following cases, it will be charged when requesting for after-sales service.
 - Service request due to inappropriate use of the device by the customer
 - Loss of PIN number
 - Use of programs that might affect the program (over-clock, forceful changes in the input of the system, personal developments)
- Faults caused by the customer.
 - Defect due to inappropriate or careless use of the product (dropping, submersion under water, shock, damage, unreasonable operations, etc.)
 - Defect due to a repair or unauthorized technician
 - Defect caused intentionally or by the carelessness of the customer
 - Defect due to the use of fraudulent parts or components
- Other cases
 - Defect due to nature (damage caused by fire, wind, flooding, etc.)
 - Accessories are out of warranty (accessories like battery/charger/cable/adapter, etc. have a warranty of 6 months)
- Regulations for repairs after charged services
 - If the same fault occurs in the part that has been repaired within a 1 month (30 days), the part will be repaired free of charge.



No refunds will be offered in the following situations:

- The product seal has been removed (if applicable).
- The product has been damaged due to careless use by the customer or due to a natural disaster (floods, rain, fire, etc.).
- Loss of product or other components (manual, connecting cables, etc).
- DOA (Dead on Arrival) policy
If your product is DOA (Dead on Arrival), or has malfunction within 30 days of purchase (DOA period), the product will either be exchanged or provided with after-sales service.



Warranty certificate

Thank you for purchasing a product from Bluebird Inc.

- In case of accessories such as batteries, only those that match the sales list managed by the Customer Service Center will be eligible for customer service.
- A repair or an exchange of batteries that does not match the sales list of the Customer Service Center due to the carelessness of the customer will be fully charged.

Name of Product	Smart Tablet Computer
Name of Model	T30
Date of Purchase	
Manufacture Number	
Place of Purchase	
Term of Guarantee	1 year from purchase

Warranty information

- Bluebird Inc. (hereinafter referred to as Bluebird) provides the warranty service for its products in compliance with the Bluebird's warranty program.
- Upon receiving a notification on a defect of its product within the range of warranty during the warranty period, Bluebird will repair or replace the defective product according to its warranty policy.
- If the defective product within the range of warranty is not repairable or replaceable, Bluebird shall refund the purchasing price within a designated period from the date of receiving a notice of defect.
- Bluebird assumes no responsibility for repairing, replacement or refund until it receives the defective product from the customer. The replacement shall be equivalent to a new product in the aspect of performance.
- Bluebird products may contain the recycled products, components or materials equivalent to new products in the aspect of performance.
- This warranty is applied to software products only when the programming commands are not executed. Bluebird does not guarantee interruption-free or error-free performance.



BLUEBIRD

BLUEBIRD CUSTOMER SERVICE

Operating Hours

Monday to Friday 9:30 A.M. - 6:30 P.M.
(GMT Time: +9 Hours)
The center is closed on Saturdays,
Sundays, and Korean national holidays.

Customer Service Center

#1103, Gplus Kolon Digital Tower 11F,
Digital-ro 26-gil 123, Guro-gu, Seoul,
Republic of Korea(08390)

Bluebird constantly strives to bring utmost satisfaction to all our customers.